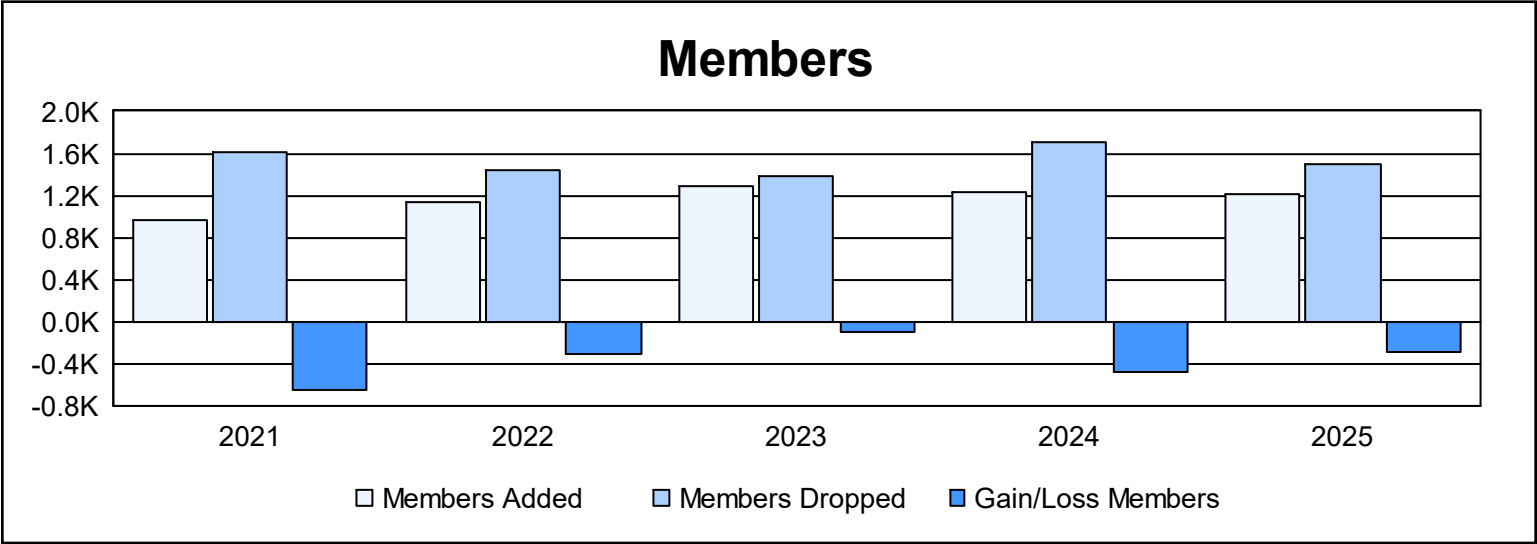
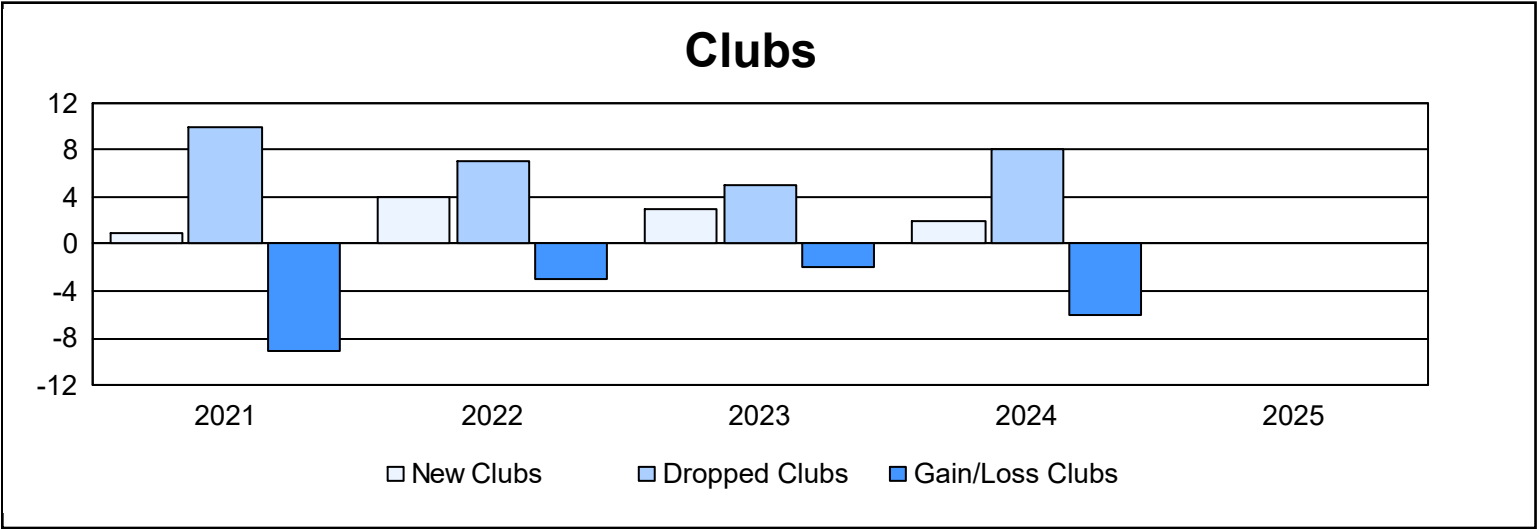
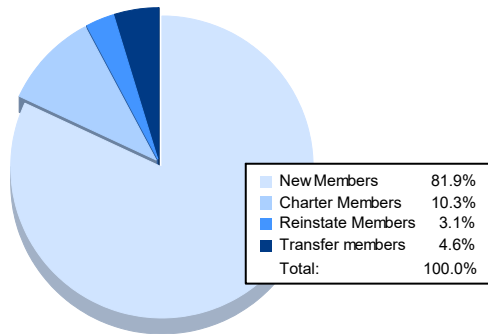


Year	New Clubs	Dropped Clubs	Gain/ Loss Clubs	New Members	Charter Members	Reinstate Members	Transfer Members	Total Member Added	Total Members Dropped	Gain/ Loss Members
2020-2021	1	10	-9	883	30	19	27	959	1,613	-654
2021-2022	4	7	-3	948	120	31	36	1,135	1,436	-301
2022-2023	3	5	-2	1,149	78	26	25	1,278	1,381	-103
2023-2024	2	8	-6	1,138	61	16	21	1,236	1,708	-472
2024-2025				993	125	38	56	1,212	1,501	-289
Average	3	8	-5	1,022	83	26	33	1,164	1,528	-364



Membership Composition June 2025 Cumulative



Gender Composition June 2025 Cumulative

